ProSci LLC
12170 Flint Place
Poway, CA 92064, USA
ProSciAntibodies.com

P: +1 (888) 513-9525
Local: +1 (858) 513-2638
Fax: +1 (858) 513-2692

CustomerCare@ProSciAntibodies.com
ITSupport@ProSciAntibodies.com

KLHL9 Antibody

CATALOG NUMBER: 13-462

Specifications

Host Species	Rabbit
Species Reactivity	Human, Mouse, Rat
Immunogen	Recombinant fusion protein containing a sequence corresponding to amino acids 1-100 of human KLHL9 (NP_061335.1).
Conjugate	Unconjugated
Tested Applications	IHC, WB
User Note	Optimal dilutions for each application to be determined by the researcher.
Predicted Molecular Weight	Observed: 75kDa

Properties

Purification	Affinity purification
Clonality	Polyclonal
Isotype	IgG
Physical State	Liquid
Buffer	PBS with 0.02% sodium azide, 50% glycerol, pH7.3.
Concentration	batch dependent
Storage Conditions	Store at -20°C. Avoid freeze / thaw cycles.

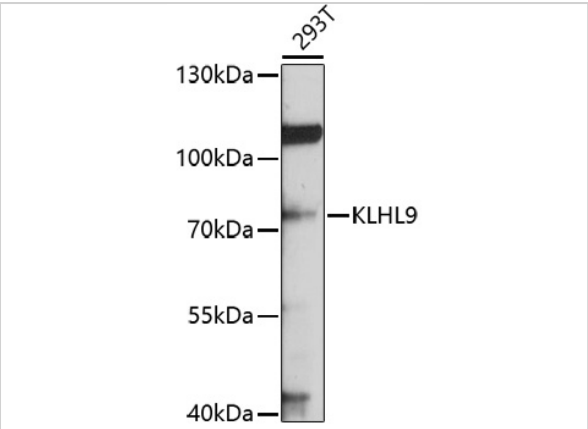

KLHL9 Antibody 1

Western blot analysis of extracts of 293T cells, using KLHL9 antibody (13-462) at 1:1000 dilution.
Secondary antibody: HRP Goat Anti-Rabbit IgG (H+L) at 1:10000 dilution.
Lysates/proteins: ...

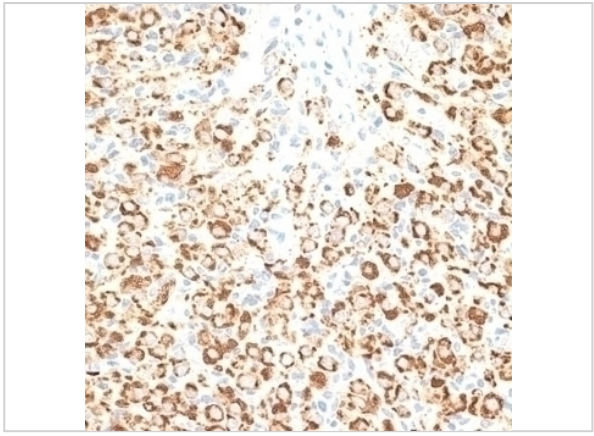

KLHL9 Antibody 2

Immunohistochemistry of paraffin-embedded rat ovary using KLHL9 antibody (13-462) at dilution of 1:100 (40x lens).

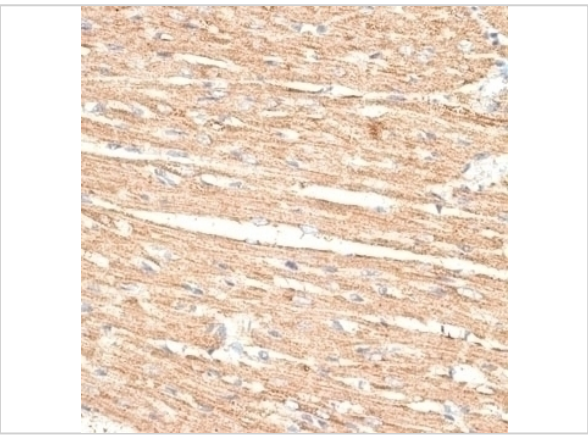

KLHL9 Antibody 3

Immunohistochemistry of paraffin-embedded rat heart using KLHL9 antibody (13-462) at dilution of 1:100 (40x lens).

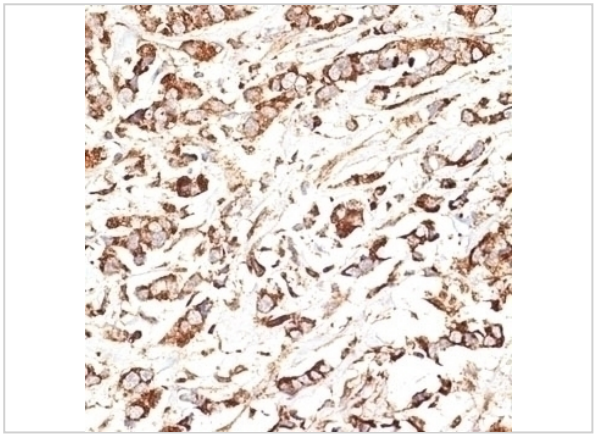

KLHL9 Antibody 4

Immunohistochemistry of paraffin-embedded human breast cancer using KLHL9 antibody (13-462) at dilution of 1:100 (40x lens).

Disclaimer

Disclaimer	Optimal dilutions/concentrations should be determined by the end user. The information provided is a guideline for product use. This product is for research use only.

For research use only. For additional information, visit ProSci's Terms and Conditions Page.