ProSci LLC
12170 Flint Place
Poway, CA 92064, USA
ProSciAntibodies.com

P: +1 (888) 513-9525
Local: +1 (858) 513-2638
Fax: +1 (858) 513-2692

CustomerCare@ProSciAntibodies.com
ITSupport@ProSciAntibodies.com

DNMT1 Antibody

CATALOG NUMBER: 16-732

Specifications

Host Species	Rabbit
Species Reactivity	Human, Mouse, Rat
Immunogen	Recombinant protein of human DNMT1.
Conjugate	Unconjugated
Tested Applications	IF, IHC, IP, WB
User Note	Optimal dilutions for each application to be determined by the researcher.
Predicted Molecular Weight	Observed: 200kDa

Properties

Purification	Affinity purification
Clonality	Polyclonal
Isotype	IgG
Physical State	Liquid
Buffer	PBS with 0.02% sodium azide, 50% glycerol, pH7.3.
Concentration	batch dependent
Storage Conditions	Store at -20°C. Avoid freeze / thaw cycles.

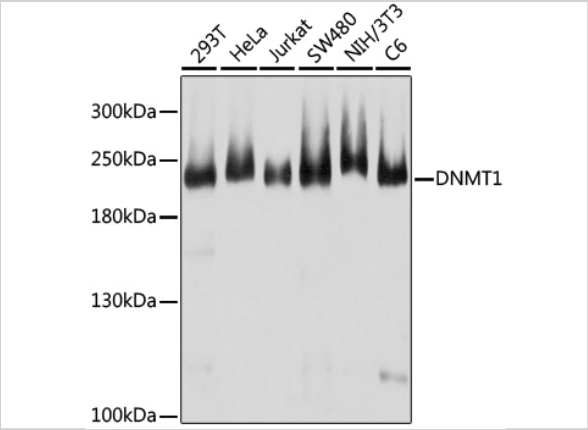

DNMT1 Antibody 1

Western blot analysis of extracts of various cell lines, using DNMT1 antibody (16-732) at 1:1000 dilution.
Secondary antibody: HRP Goat Anti-Rabbit IgG (H+L) at 1:10000 dilution.
Lysates/pr...

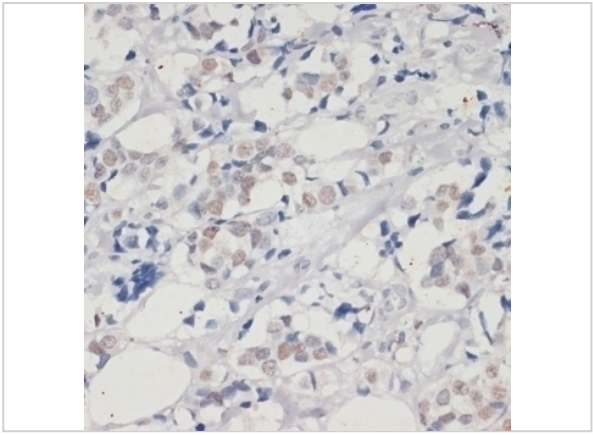

DNMT1 Antibody 2

Immunohistochemistry of paraffin-embedded human breast cancer using DNMT1 antibody (16-732) at dilution of 1:200 (40x lens).

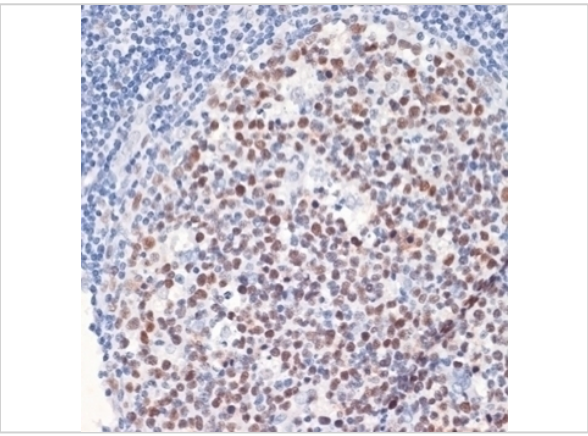

DNMT1 Antibody 3

Immunohistochemistry of paraffin-embedded human tonsil using DNMT1 antibody (16-732) at dilution of 1:200 (40x lens).

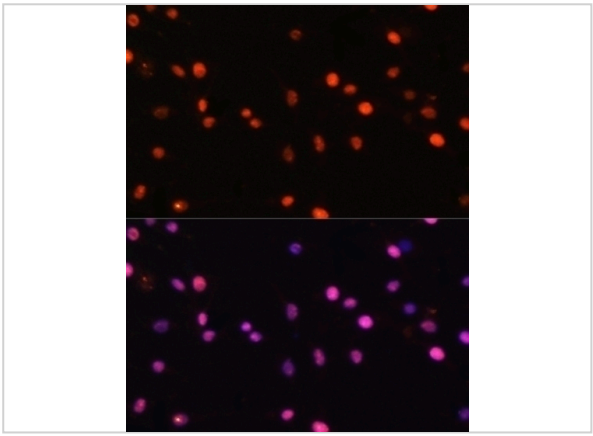

DNMT1 Antibody 4

Immunofluorescence analysis of C6 cells using DNMT1 antibody (16-732) at dilution of 1:100. Blue: DAPI for nuclear staining.

Disclaimer

Disclaimer	Optimal dilutions/concentrations should be determined by the end user. The information provided is a guideline for product use. This product is for research use only.

For research use only. For additional information, visit ProSci's Terms and Conditions Page.