ProSci LLC
12170 Flint Place
Poway, CA 92064, USA
ProSciAntibodies.com

P: +1 (888) 513-9525
Local: +1 (858) 513-2638
Fax: +1 (858) 513-2692

CustomerCare@ProSciAntibodies.com
ITSupport@ProSciAntibodies.com

ALDH6A1 Antibody

CATALOG NUMBER: 19-030

Specifications

Host Species	Rabbit
Species Reactivity	Human, Mouse, Rat
Immunogen	Recombinant fusion protein containing a sequence corresponding to amino acids 326-535 of human ALDH6A1 (NP_005580.1).
Conjugate	Unconjugated
Tested Applications	IF, WB
User Note	Optimal dilutions for each application to be determined by the researcher.
Predicted Molecular Weight	Observed: 58kDa

Properties

Purification	Affinity purification
Clonality	Polyclonal
Isotype	IgG
Physical State	Liquid
Buffer	PBS with 0.02% sodium azide, 50% glycerol, pH7.3.
Concentration	batch dependent
Storage Conditions	Store at -20°C. Avoid freeze / thaw cycles.

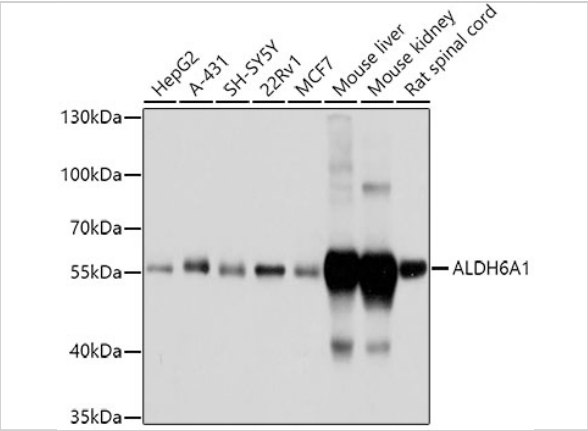

ALDH6A1 Antibody 1

Western blot analysis of extracts of various cell lines, using ALDH6A1 antibody (19-030) at 1:1000 dilution.
Secondary antibody: HRP Goat Anti-Rabbit IgG (H+L) at 1:10000 dilution.
Lysates/...

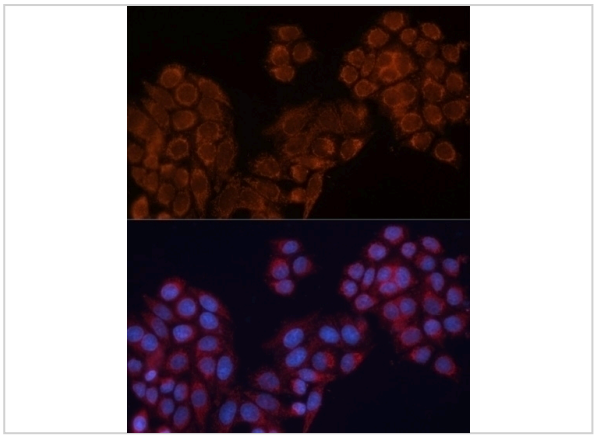

ALDH6A1 Antibody 2

Immunofluorescence analysis of HeLa cells using ALDH6A1 antibody (19-030) at dilution of 1:100. Blue: DAPI for nuclear staining.

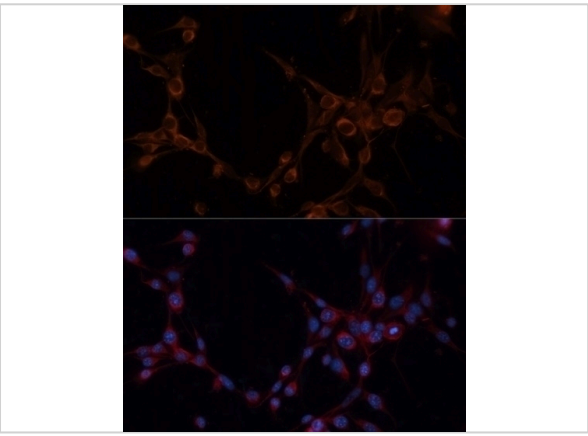

ALDH6A1 Antibody 3

Immunofluorescence analysis of NIH/3T3 cells using ALDH6A1 antibody (19-030) at dilution of 1:100. Blue: DAPI for nuclear staining.

Disclaimer

Disclaimer	Optimal dilutions/concentrations should be determined by the end user. The information provided is a guideline for product use. This product is for research use only.

For research use only. For additional information, visit ProSci's Terms and Conditions Page.