ProSci LLC
12170 Flint Place
Poway, CA 92064, USA
ProSciAntibodies.com

P: +1 (888) 513-9525
Local: +1 (858) 513-2638
Fax: +1 (858) 513-2692

CustomerCare@ProSciAntibodies.com
ITSupport@ProSciAntibodies.com

VEGFA Antibody

CATALOG NUMBER: 43-168

Specifications

Host Species	Goat
Species Reactivity	Human
Homology	Expected Species Reactivity based on sequence homology: Dog, Pig
Immunogen	The immunogen for this antibody is: C-RIKPHQGQHIGE
Conjugate	Unconjugated
Tested Applications	ELISA, IHC, WB
Specificity	This antibody is expected to recognize all reported isoforms.
Predicted Molecular Weight	Approx 45kDa

Properties

Purification	Purified from goat serum by ammonium sulphate precipitation followed by antigen affinity chromatography using the immunizing peptide.
Clonality	Polyclonal
Physical State	Liquid
Buffer	Supplied at 0.5 mg/ml in Tris saline, 0.02% sodium azide, pH7.3 with 0.5% bovine serum albumin.Aliquot and store at -20°C. Minimize freezing and thawing.
Concentration	500 ug/mL
Storage Conditions	Aliquot and store at -20°C. Minimize freezing and thawing.



VEGFA Antibody 1

43-168 (0.1ug/ml) staining of HEK293 lysate (35ug protein in RIPA buffer). Detected by chemiluminescence.

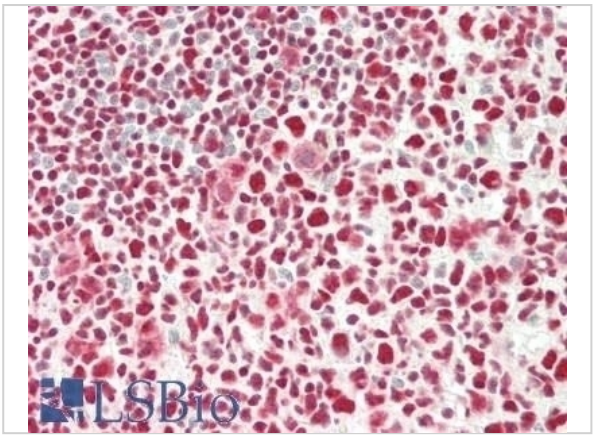

VEGFA Antibody 2

43-168 (5ug/ml) staining of paraffin embedded Human Liver. Steamed antigen retrieval with citrate buffer pH 6, AP-staining.



VEGFA Antibody 3

43-168 (5ug/ml) staining of paraffin embedded Human Small Intestine. Steamed antigen retrieval with citrate buffer pH 6, AP-staining.

Disclaimer

Disclaimer	Optimal dilutions/concentrations should be determined by the end user. The information provided is a guideline for product use. Optimal dilutions/concentrations should be determined by the end user. The information provided is a guideline for product use. This product is for research use only.

For research use only. For additional information, visit ProSci's Terms and Conditions Page.