ProSci LLC
12170 Flint Place
Poway, CA 92064, USA
ProSciAntibodies.com

P: +1 (888) 513-9525
Local: +1 (858) 513-2638
Fax: +1 (858) 513-2692

CustomerCare@ProSciAntibodies.com
ITSupport@ProSciAntibodies.com

MMP3 Antibody

CATALOG NUMBER: 62-179

Specifications

Host Species	Rabbit
Species Reactivity	Human
Immunogen	This MMP3 antibody is generated from rabbits immunized with a KLH conjugated synthetic peptide between 298-327 amino acids from the Central region of human MMP3.
Conjugate	Unconjugated
Tested Applications	Flow, IHC-P, WB
User Note	Optimal dilutions for each application to be determined by the researcher.
Predicted Molecular Weight	54 kDa

Properties

Purification	This antibody is prepared by Saturated Ammonium Sulfate (SAS) precipitation followed by dialysis
Clonality	Polyclonal
Isotype	Rabbit Ig
Physical State	Liquid
Buffer	Supplied in PBS with 0.09% (W/V) sodium azide.
Concentration	batch dependent
Storage Conditions	Store at 4°C for three months and -20°C, stable for up to one year. As with all antibodies care should be taken to avoid repeated freeze thaw cycles. Antibodies should not be exposed to prolonged high temperatures.

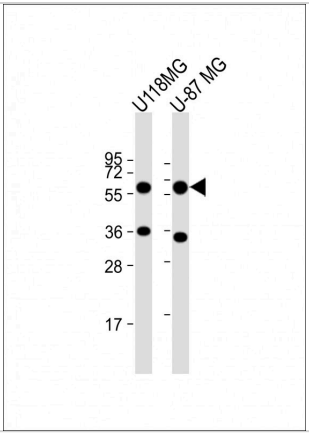

MMP3 Antibody 1

Western Blot at 1:1000 dilution Lane 1: U118MG whole cell lysate Lane 2: U-87 MG whole cell lysate Lysates/proteins at 20 ug per lane.

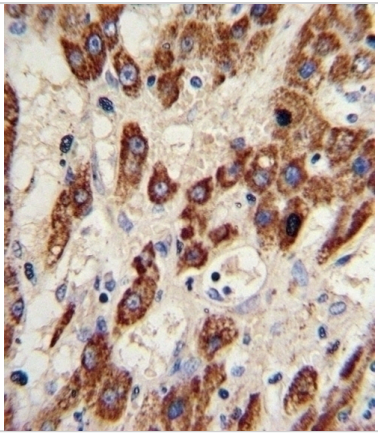

MMP3 Antibody 2

Formalin-fixed and paraffin-embedded human hepatocarcinoma reacted with MMP3 Antibody , which was peroxidase-conjugated to the secondary antibody, followed by DAB staining.

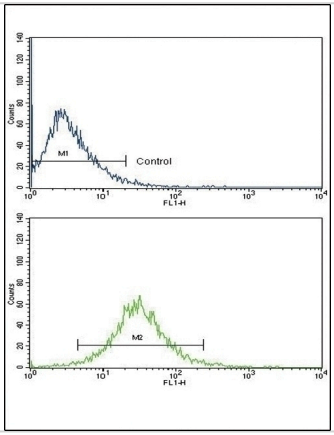

MMP3 Antibody 3

Flow cytometric analysis of HepG2 cells using MMP3 Antibody (bottom histogram) compared to a negative control cell (top histogram). FITC-conjugated goat-anti-rabbit secondary antibodies were used f...

Disclaimer

Disclaimer	Optimal dilutions/concentrations should be determined by the end user. The information provided is a guideline for product use. This product is for research use only.

For research use only. For additional information, visit ProSci's Terms and Conditions Page.