ProSci LLC
12170 Flint Place
Poway, CA 92064, USA
ProSciAntibodies.com

P: +1 (888) 513-9525
Local: +1 (858) 513-2638
Fax: +1 (858) 513-2692

CustomerCare@ProSciAntibodies.com
ITSupport@ProSciAntibodies.com

SEPT9 Antibody

CATALOG NUMBER: 62-182

Specifications

Host Species	Rabbit
Species Reactivity	Human
Immunogen	This SEPT9 antibody is generated from rabbits immunized with a KLH conjugated synthetic peptide between 57-85 amino acids from the C-terminal region of human SEPT9.
Conjugate	Unconjugated
Tested Applications	Flow, IHC-P, WB
User Note	Optimal dilutions for each application to be determined by the researcher.
Predicted Molecular Weight	65 kDa

Properties

Purification	This antibody is purified through a protein A column, followed by peptide affinity purification.
Clonality	Polyclonal
Isotype	Rabbit Ig
Physical State	Liquid
Buffer	Supplied in PBS with 0.09% (W/V) sodium azide.
Concentration	batch dependent
Storage Conditions	Store at 4°C for three months and -20°C, stable for up to one year. As with all antibodies care should be taken to avoid repeated freeze thaw cycles. Antibodies should not be exposed to prolonged high temperatures.

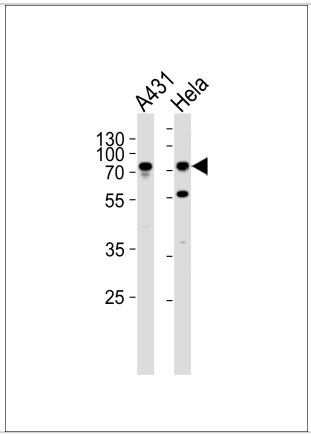

SEPT9 Antibody 1

Western blot analysis of lysates from A431, Hela cell line (from left to right), using SEPT9 Antibody at 1:1000 at each lane.



SEPT9 Antibody 2

Western blot analysis of lysates from human kidney and liver tissue lysate (from left to right), using SEPT9 Antibody at 1:1000 at each lane.

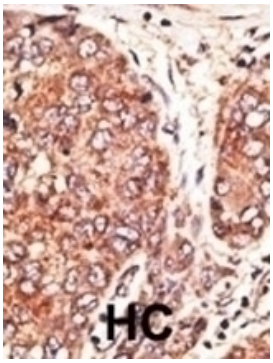

SEPT9 Antibody 3

Formalin-fixed and paraffin-embedded human cancer tissue reacted with the primary antibody, which was peroxidase-conjugated to the secondary antibody, followed by AEC staining. BC = breast carcinom...

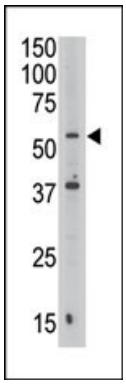

SEPT9 Antibody 4

Antibody is used in Western blot to detect SEPT9 in Jurkat cell lysate.

Disclaimer

Disclaimer	Optimal dilutions/concentrations should be determined by the end user. The information provided is a guideline for product use. This product is for research use only.

For research use only. For additional information, visit ProSci's Terms and Conditions Page.