ProSci LLC
12170 Flint Place
Poway, CA 92064, USA
ProSciAntibodies.com

P: +1 (888) 513-9525
Local: +1 (858) 513-2638
Fax: +1 (858) 513-2692

CustomerCare@ProSciAntibodies.com
ITSupport@ProSciAntibodies.com

# CD80 Detection Set (Risk Free)

**CATALOG NUMBER: RF16040**

## Specifications

| | |
|---|---|
| **Host Species** | Mouse |
| **Species Reactivity** | Human |
| **Immunogen** | CD80 antibodies were raised against the extracellular domain of human CD80. |
| **Conjugate** | Unconjugated |
| **Tested Applications** | ELISA, Flow, ICC, IF, IHC-P, WB |
| **User Note** | Optimal dilutions for each application to be determined by the researcher. |

## Properties

| | |
|---|---|
| **Purification** | Antibodies are supplied as protein A purified IgG1 and IgG2b. |
| **Clonality** | Monoclonal |
| **Isotype** | IgG1, IgG2b |
| **Physical State** | Liquid |
| **Buffer** | PBS containing ≤0.09% sodium azide. |
| **Concentration** | Antibody 1 mg/mL |
| **Storage Conditions** | Antibodies can be stored at 4°C for three months and -20°C, stable for up to one year. As with all antibodies care should be taken to avoid repeated freeze thaw cycles. Antibodies should not be exposed to prolonged high temperatures. |

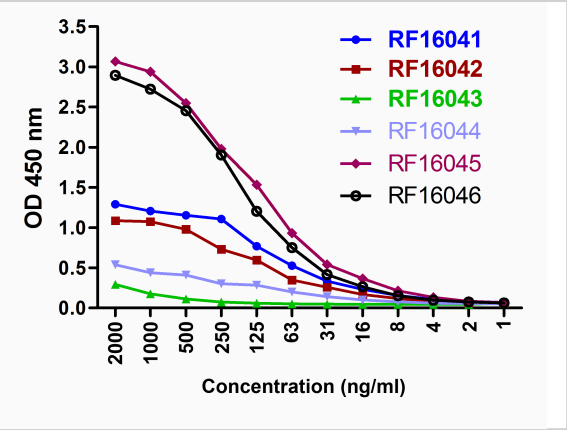


## CD80 Detection Set (Risk Free) 1

Titration curve analysis of CD80 mAbs to detect recombinant CD80 in ELISA with RF16041, RF16042, RF16043, RF16044, RF16045, and RF16046 abs at decreasing concentrations.

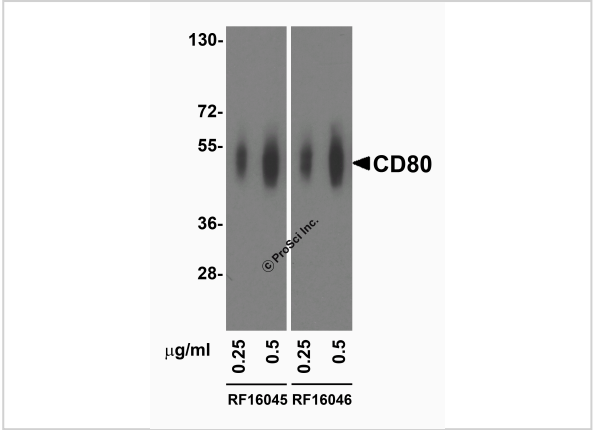


## CD80 Detection Set (Risk Free) 2

Western blot analysis of CD80 in overexpressing HEK293 cells using RF16045 and RF16046 antibody at 0.25 and 0.5 µg/ml, respectively.

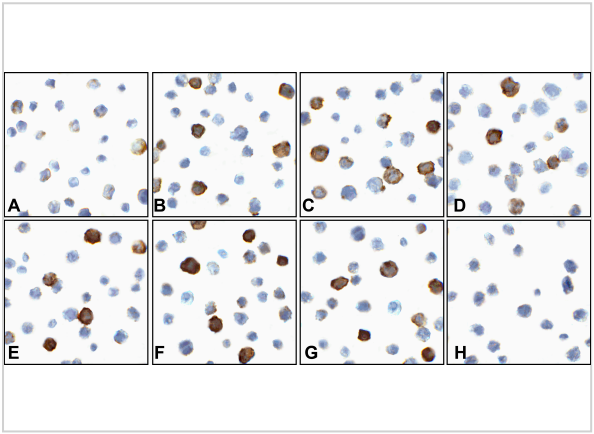


## CD80 Detection Set (Risk Free) 3

Immunocytochemistry of CD80 in overexpressing HEK293 cells using (A) polyclonal CD80 antibody, (B) RF16041, (C) RF16042, (D) RF16043, (E) RF16044, (F) RF16045, (G) RF16046 and (H) control mouse IgG...

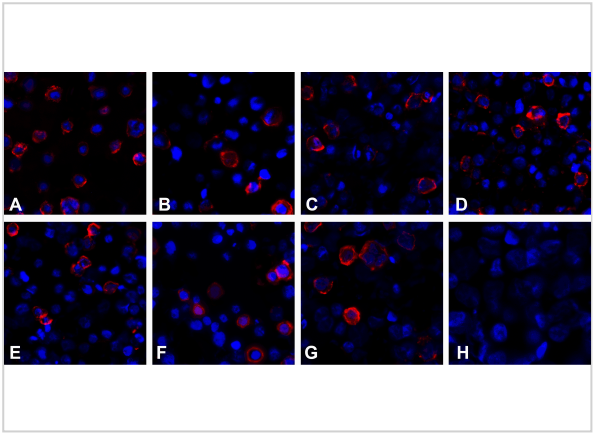


## CD80 Detection Set (Risk Free) 4

Immunofluorescence of CD80 in overexpressing HEK293 cells using (A) polyclonal CD80 antibody, (B) RF16041, (C) RF16042, (D) RF16043, (E) RF16044, (F) RF16045, (G) RF16046 and (H) control mouse IgG ...

## Disclaimer

| | |
|---|---|
| **Disclaimer** | This product is for research use only. |

For research use only. For additional information, visit ProSci's Terms and Conditions Page.